

PERIODICO OFICIAL

ORGANO DEL GOBIERNO
ESTADO LIBRE Y



CONSTITUCIONAL DEL
SOBERANO DE OAXACA

Registrado como artículo de segunda clase de fecha 23 de diciembre del año 1921

TOMO
XCVI

OAXACA DE JUAREZ, OAX., MAYO 3 DEL AÑO 2014.

No. 18

GOBIERNO DEL ESTADO PODER EJECUTIVO DIECISIETEAVA SECCIÓN

SUMARIO

SECRETARÍA DE FINANZAS

IMPORTE DE LAS PARTICIPACIONES ENTREGADAS A LOS MUNICIPIOS DEL ESTADO DE OAXACA, CORRESPONDIENTES AL PERIODO ENERO-MARZO DE 2014.

**GOBIERNO DEL ESTADO DE OAXACA
SECRETARÍA DE FINANZAS**

DIRECCIÓN DE INGRESOS



En cumplimiento a lo dispuesto en los artículos 1,2, 82, 90 de la Constitución Política del Estado Libre y Soberano de Oaxaca, 3 fracción I, 27, fracción XII, 45 fracciones XIV, XXI y LII de la Ley Orgánica del Poder Ejecutivo del Estado de Oaxaca; 6 párrafo cuarto de la Ley de Coordinación Fiscal; 11 último párrafo de la Ley de Coordinación Fiscal para el Estado de Oaxaca; se da a conocer los:

Importes de las Participaciones entregadas a los municipios del Estado de Oaxaca, correspondientes al periodo Enero - Marzo de 2014

Municipio	Fondo Municipal de Participaciones	Fondo de Fomento Municipal	Fondo de Compensación	Fondo Municipal Sobre el Impuesto a las Ventas Finales de Gasolina y Diesel
	672,794,398.20	284,833,623.00	20,528,427.60	10,853,927.20
001 - ABEJONES	355,709.40	159,433.50	6,204.40	2,168.20
002 - ACATLAN DE PEREZ FIGUEROA	5,133,785.40	1,878,787.50	249,003.40	93,775.80
003 - ASUNCION CACALOTEPEC	436,788.00	148,696.80	14,701.80	4,985.90
004 - ASUNCION CUYOTEPEJI	247,123.50	112,404.30	5,328.70	2,396.20
005 - ASUNCION IXTALTEPEC	2,895,763.50	907,733.70	74,146.60	39,410.80
006 - ASUNCION NOCHIXTLAN	2,977,171.50	1,326,320.10	91,960.80	61,324.70
007 - ASUNCION OCOTLAN	624,149.70	253,400.40	15,956.90	5,709.90
008 - ASUNCION TLACOLULITA	288,174.90	152,752.50	4,572.10	2,644.10
009 - AYOTZINTEPEC	867,064.20	501,094.50	36,607.30	14,745.50
010 - EL BARRIO DE LA SOLEDAD	1,624,701.90	614,163.10	67,061.20	28,917.70
011 - CALIHUALA	300,414.90	118,720.80	7,320.20	2,484.10
012 - CANDELARIA LOXICHA	1,137,856.50	284,074.20	59,921.10	19,739.70
013 - CIENEGA DE ZIMATLAN	876,409.20	510,318.00	14,464.60	9,910.80
014 - CIUDAD IXTEPEC	5,251,898.70	1,799,169.60	124,876.70	85,722.00
015 - COATECAS ALTAS	737,612.70	243,584.70	31,070.20	9,729.50
016 - COICOYAN DE LAS FLORES	1,037,770.50	223,071.60	57,738.10	17,048.10
017 - LA COMPAÑIA	562,512.00	149,070.30	20,082.30	6,751.30
018 - CONCEPCION BUENAVISTA	278,631.00	136,207.80	4,728.20	2,216.60
019 - CONCEPCION PAPALO	494,361.30	142,885.80	17,818.50	6,137.00
020 - CONSTANCIA DEL ROSARIO	608,524.20	481,191.30	23,266.70	8,828.40
021 - COSOLAPA	1,688,075.10	606,671.40	76,782.40	29,310.20
022 - COSOLTEPEC	276,422.40	128,734.80	4,584.10	2,888.30
023 - CUILAPAM DE GUERRERO	1,733,860.50	941,600.20	94,358.30	36,826.10
024 - CUYAMECALCO VILLA DE ZARAGOZA	1,051,991.10	584,535.00	23,717.30	8,389.70
025 - CHAHUITES	1,421,075.40	685,660.80	59,093.90	25,173.60
026 - CHALCATONGO DE HIDALGO	1,178,370.00	314,595.60	47,955.90	16,948.30
027 - CHIQUIHUITLAN DE BENITO JUAREZ	473,923.80	339,821.40	14,639.40	4,912.00
028 - HEROICA CIUDAD DE EJUTLA DE CRESPO	2,457,795.00	711,000.00	109,034.30	39,326.00
029 - ELOXOCHITLAN DE FLORES MAGON	749,990.10	510,667.20	28,426.60	8,519.10
030 - EL ESPINAL	3,797,992.80	377,844.00	37,847.90	44,962.90
031 - TAMAZULAPAM DEL ESPIRITU SANTO	1,568,393.10	283,975.80	42,285.00	16,140.20
032 - FRESNILLO DE TRUJANO	314,171.40	159,054.30	5,943.10	2,223.10
033 - GUADALUPE ETLA	333,317.10	155,373.60	11,677.90	10,408.90
034 - GUADALUPE DE RAMIREZ	330,235.20	178,621.20	7,618.60	3,391.30
035 - GUELATAO DE JUAREZ	156,746.10	143,399.70	2,501.20	1,189.40
036 - GUEVEA DE HUMBOLDT	745,139.70	187,879.80	30,553.50	10,561.40
037 - MESONES HIDALGO	635,892.30	167,639.40	27,055.10	8,932.50
038 - VILLA HIDALGO	381,182.70	202,960.20	12,464.30	4,808.20
039 - HEROICA CIUDAD DE HUAJUAPAN DE LEON	14,347,556.70	6,837,081.60	336,013.20	261,526.00
040 - HUAUTÉPEC	778,544.40	195,020.40	38,738.10	11,980.30
041 - HUAUTLA DE JIMENEZ	4,126,691.10	2,010,171.90	180,459.10	64,236.60
042 - IXTLAN DE JUAREZ	1,280,016.30	357,396.30	41,639.90	21,127.60
043 - HEROICA CIUDAD DE JUCHITAN DE ZARAGOZA	15,829,413.30	5,752,773.60	462,785.60	333,664.90
044 - LOMA BONITA	7,596,036.90	3,946,058.70	213,093.60	127,673.20
045 - MAGDALENA APASCO	793,638.90	634,425.90	35,863.20	17,075.40
046 - MAGDALENA JALTEPEC	749,112.30	323,649.60	18,700.00	10,778.90
047 - SANTA MAGDALENA JICOTLAN	148,360.50	89,596.60	469.90	558.70
048 - MAGDALENA MIXTEPEC	356,100.90	169,833.00	8,095.40	2,692.80
049 - MAGDALENA OCOTLAN	291,875.40	133,629.90	6,324.40	2,344.20
050 - MAGDALENA PEÑASCO	641,906.40	232,768.80	22,531.20	14,622.00
051 - MAGDALENA TEITIPAC	689,028.60	272,368.50	27,654.70	9,177.00
052 - MAGDALENA TEQUISISTLAN	955,140.30	348,279.00	33,203.20	13,354.80
053 - MAGDALENA TLACOTEPEC	990,066.90	527,330.40	6,413.80	2,440.00
054 - MAGDALENA ZAHUATLAN	223,106.40	123,339.90	2,155.30	1,361.10
055 - MARISCALA DE JUAREZ	589,660.20	296,737.50	19,239.40	8,306.60
056 - MARTIRES DE TACUBAYA	304,288.50	117,966.60	8,149.90	2,899.60
057 - MATIAS ROMERO AVENDAÑO	6,590,618.40	2,345,055.00	193,161.50	115,076.10

**GOBIERNO DEL ESTADO DE OAXACA
SECRETARÍA DE FINANZAS**

Municipio	Fondo Municipal de Participaciones	Fondo de Fomento Municipal	Fondo de Compensación	Fondo Municipal Sobre el Impuesto a las Ventas Finales de Gasolina y Diesel
058 - MAZATLAN VILLA DE FLORES	1,601,880.00	295,300.20	84,470.20	26,848.20
059 - MIAHUATLAN DE PORFIRIO DIAZ	6,224,801.10	2,768,448.00	225,978.30	94,464.30
060 - MIXISTLAN DE LA REFORMA	502,560.60	202,566.90	16,407.00	5,876.40
061 - MONJAS	667,970.10	292,613.40	15,953.30	6,984.20
062 - NATIVIDAD	233,601.30	122,063.70	2,935.60	1,513.70
063 - NAZARENO ETLA	404,630.70	101,659.80	18,931.70	8,527.20
064 - NEJAPA DE MADERO	987,551.70	310,966.80	40,845.00	17,027.90
065 - IXPANTEPEC NIEVES	364,769.70	207,636.00	6,982.60	2,813.00
066 - SANTIAGO NILTEPEC	1,126,160.70	797,507.40	29,246.10	11,154.20
067 - OAXACA DE JUAREZ	90,998,970.00	41,750,804.70	1,182,303.10	1,432,504.10
068 - OCOTLAN DE MORELOS	2,950,182.30	1,341,306.90	111,263.30	48,519.70
069 - LA PE	445,112.10	157,188.60	14,231.20	4,912.30
070 - PINOTEPA DE DON LUIS	786,213.00	354,723.90	38,247.10	14,939.70
071 - PLUMA HIDALGO	892,846.20	560,756.50	18,506.00	6,115.10
072 - SAN JOSE DEL PROGRESO	776,296.20	198,495.00	37,948.00	13,526.60
073 - PUTLA VILLA DE GUERRERO	3,889,709.10	1,481,585.10	170,285.70	77,640.00
074 - SANTA CATARINA QUIQUITANI	302,964.00	155,388.00	2,789.60	1,153.60
075 - REFORMA DE PINEDA	975,520.50	424,846.80	14,116.80	5,908.00
076 - LA REFORMA	532,901.40	272,764.50	18,540.50	7,542.30
077 - REYES ETLA	539,472.60	227,675.70	17,936.20	9,385.60
078 - ROJAS DE CUAUHEMOC	337,745.70	142,149.30	5,400.70	4,221.00
079 - SALINA CRUZ	15,258,799.80	4,681,748.40	378,405.40	427,068.00
080 - SAN AGUSTIN AMATENGO	331,279.80	148,192.80	7,584.70	2,822.80
081 - SAN AGUSTIN ATENANGO	355,883.70	134,224.80	11,008.10	3,824.90
082 - SAN AGUSTIN CHAYUCO	603,091.20	167,246.40	22,434.90	7,897.80
083 - SAN AGUSTIN DE LAS JUNTAS	785,574.60	374,229.30	38,924.50	17,955.60
084 - SAN AGUSTIN ETLA	578,405.10	221,531.70	18,216.40	10,992.50
085 - SAN AGUSTIN LOXICHA	2,208,973.80	364,654.20	145,996.30	45,093.30
086 - SAN AGUSTIN TLACOTEPEC	279,443.70	148,003.50	4,848.60	2,285.90
087 - SAN AGUSTIN YATARENI	502,753.80	352,576.00	22,024.90	9,311.10
088 - SAN ANDRES CABECERA NUEVA	535,730.40	220,775.10	16,635.50	5,903.00
089 - SAN ANDRES DINICUIITI	367,483.20	115,240.80	11,560.50	4,491.40
090 - SAN ANDRES HUAXPALTEPEC	827,129.10	327,722.40	33,167.90	13,032.10
091 - SAN ANDRES HUAYAPAM	656,154.60	583,891.80	22,789.30	13,454.90
092 - SAN ANDRES IXTLAHUACA	359,387.10	188,881.70	7,538.30	3,566.20
093 - SAN ANDRES LAGUNAS	205,142.10	91,881.30	2,664.80	1,316.00
094 - SAN ANDRES NUXIÑO	383,010.60	141,082.50	10,616.40	4,122.10
095 - SAN ANDRES PAXTLAN	651,032.70	303,166.20	25,402.20	8,447.30
096 - SAN ANDRES SINAXTLA	250,951.50	86,147.70	3,827.00	2,931.60
097 - SAN ANDRES SOLAGA	336,807.00	150,384.90	9,615.70	4,016.50
098 - SAN ANDRES TEOTILALPAM	648,301.20	157,773.00	26,747.20	9,574.00
099 - SAN ANDRES TEPETLAPA	340,914.00	178,862.20	2,798.10	1,020.40
100 - SAN ANDRES YAA	293,340.30	149,488.80	2,829.80	993.20
101 - SAN ANDRES ZABACHE	323,439.30	158,367.30	4,316.70	1,526.20
102 - SAN ANDRES ZAUTLA	515,304.00	189,252.30	22,805.60	9,863.80
103 - SAN ANTONINO CASTILLO VELASCO	943,540.80	497,455.50	31,766.80	20,906.40
104 - SAN ANTONINO EL ALTO	635,314.20	299,339.10	14,563.00	8,714.10
105 - SAN ANTONINO MONTE VERDE	819,421.20	183,837.60	37,509.80	13,289.20
106 - SAN ANTONIO ACUTLA	190,961.70	90,752.70	1,630.60	1,046.40
107 - SAN ANTONIO DE LA CAL	2,105,718.60	1,073,243.70	104,104.10	51,832.90
108 - SAN ANTONIO HUITEPEC	623,175.60	163,615.50	25,181.50	9,089.10
109 - SAN ANTONIO NANAHUATIPAM	252,381.60	109,745.70	6,342.70	2,894.50
110 - SAN ANTONIO SINICAHUA	421,041.30	158,621.40	10,195.30	4,959.10
111 - SAN ANTONIO TEPETLAPA	734,931.90	254,131.80	26,280.20	8,917.80
112 - SAN BALTAZAR CHICHICAPAM	1,001,382.90	520,257.60	13,572.50	6,193.90
113 - SAN BALTAZAR LOXICHA	605,154.90	453,289.80	16,168.20	9,733.50
114 - SAN BALTAZAR YATZACHI EL BAJO	251,841.00	107,563.80	3,775.80	1,678.40
115 - SAN BARTOLO COYOTEPEC	921,389.70	526,543.20	41,446.30	33,669.80
116 - SAN BARTOLOME AYAUTLA	610,163.70	181,180.50	25,263.70	8,176.50
117 - SAN BARTOLOME LOXICHA	439,935.00	181,817.30	14,399.50	4,898.30
118 - SAN BARTOLOME QUIALANA	1,005,279.00	367,852.50	14,735.50	9,003.60
119 - SAN BARTOLOME YUCUAÑE	254,529.60	134,670.00	2,269.00	816.30
120 - SAN BARTOLOME ZOOGOCHO	275,239.20	150,131.70	1,962.70	977.90
121 - SAN BARTOLO SOYALTEPEC	274,474.20	117,242.70	3,597.90	1,534.80
122 - SAN BARTOLO YAUTEPEC	235,677.90	137,778.30	3,476.70	1,407.50
123 - SAN BERNARDO MIXTEPEC	427,803.60	240,992.40	15,126.20	5,823.80
124 - SAN BLAS ATEMPA	2,029,162.20	656,024.10	105,729.20	39,847.40
125 - SAN CARLOS YAUTEPEC	1,492,265.40	670,638.00	68,957.50	26,066.90
126 - SAN CRISTOBAL AMATLAN	667,498.50	265,111.20	30,493.60	10,528.00

**GOBIERNO DEL ESTADO DE OAXACA
SECRETARÍA DE FINANZAS**

Municipio	Fondo Municipal de Participaciones	Fondo de Fomento Municipal	Fondo de Compensación	Fondo Municipal Sobre el Impuesto a las Ventas Finales de Gasolina y Diesel
127 - SAN CRISTOBAL AMOLTEPEC	394,941.30	148,882.20	8,096.70	4,039.50
128 - SAN CRISTOBAL LACHIRIOAG	325,590.60	188,720.70	6,647.10	2,934.10
129 - SAN CRISTOBAL SUCHITLALHUACA	376,452.60	242,089.50	1,676.90	5,336.70
130 - SAN DIONISIO DEL MAR	908,641.80	382,707.30	30,044.40	12,181.50
131 - SAN DIONISIO OCOTEPEC	1,595,130.20	691,653.00	60,376.90	23,713.90
132 - SAN DIONISIO OCOTLAN	390,495.00	175,225.80	6,563.60	3,420.90
133 - SAN ESTEBAN ATATLHUACA	618,476.10	203,706.90	24,515.80	8,456.40
134 - SAN FELIPE JALAPA DE DIAZ	2,627,995.80	893,172.00	160,789.50	54,846.20
135 - SAN FELIPE TEJALAPAM	725,730.30	156,650.40	38,747.30	14,362.30
136 - SAN FELIPE USILA	1,405,131.30	859,068.00	64,726.70	23,715.70
137 - SAN FRANCISCO CAHUACUA	651,615.90	267,525.00	20,484.10	8,629.50
138 - SAN FRANCISCO CAJONOS	210,946.50	111,221.40	2,537.50	1,080.20
139 - SAN FRANCISCO CHAPULAPA	459,408.30	160,587.00	13,161.40	4,268.50
140 - SAN FRANCISCO CHINDUA	209,095.80	88,997.40	4,395.30	1,672.10
141 - SAN FRANCISCO DEL MAR	960,144.00	309,384.90	40,748.90	14,853.40
142 - SAN FRANCISCO HUEHUETLAN	294,888.90	120,145.50	6,855.20	2,516.70
143 - SAN FRANCISCO IXHUATAN	1,477,955.10	598,402.50	47,248.30	18,565.80
144 - SAN FRANCISCO JALTEPETONGO	240,135.00	105,692.10	6,076.60	2,402.90
145 - SAN FRANCISCO LACHIGOLO	631,043.70	231,261.30	17,709.10	6,942.30
146 - SAN FRANCISCO LOGUECHE	517,860.00	251,745.90	16,180.50	5,645.40
147 - SAN FRANCISCO NUXAÑO	337,279.50	192,770.40	2,007.20	1,804.50
148 - SAN FRANCISCO OZOLOTEPEC	511,135.80	224,564.10	11,596.60	4,263.30
149 - SAN FRANCISCO SOLA	356,623.80	179,807.70	9,158.40	3,463.70
150 - SAN FRANCISCO TELIXTLAHUACA	1,181,859.30	287,142.00	58,180.00	29,613.30
151 - SAN FRANCISCO TEOPAN	199,883.10	90,226.20	2,265.80	787.40
152 - SAN FRANCISCO TLAPANCIÑO	390,037.80	144,721.20	13,274.90	4,300.50
153 - SAN GABRIEL MIXTEPEC	583,257.90	141,566.40	26,423.50	9,821.20
154 - SAN ILDEFONSO AMATLAN	520,078.20	230,993.10	13,903.30	5,905.60
155 - SAN ILDEFONSO SOLA	330,057.00	171,995.40	5,874.00	2,012.10
156 - SAN ILDEFONSO VILLA ALTA	553,896.00	205,961.40	18,979.90	6,950.30
157 - SAN JACINTO AMILPAS	2,399,557.20	657,649.50	60,659.30	44,610.80
158 - SAN JACINTO TLACOTEPEC	474,765.60	195,907.20	13,685.30	4,458.40
159 - SAN JERONIMO COATLAN	700,098.30	220,203.00	32,296.50	11,494.50
160 - SAN JERONIMO SILACAYOAPILLA	388,706.70	158,424.00	7,777.30	3,775.70
161 - SAN JERONIMO SOSOLA	463,520.10	146,119.20	14,489.30	5,113.90
162 - SAN JERONIMO TAVICHE	359,563.50	128,118.00	10,642.50	3,889.90
163 - SAN JERONIMO TECOATL	339,588.60	272,091.30	9,715.60	3,309.70
164 - SAN JORGE NUCHITA	472,193.10	149,532.90	18,539.40	6,520.00
165 - SAN JOSE AYUQUILA	359,050.20	222,750.90	8,621.80	3,460.60
166 - SAN JOSE CHILTEPEC	1,329,570.30	396,093.00	59,380.80	25,195.10
167 - SAN JOSE DEL PEÑASCO	378,315.30	164,383.20	12,213.40	4,341.10
168 - SAN JOSE ESTANCIA GRANDE	268,203.90	114,418.80	5,513.00	1,952.40
169 - SAN JOSE INDEPENDENCIA	642,725.70	277,590.60	23,516.70	7,361.90
170 - SAN JOSE LACHIGUIRI	793,411.80	279,665.40	24,554.50	7,812.40
171 - SAN JOSE TENANGO	2,069,317.20	713,144.40	127,345.60	37,730.90
172 - SAN JUAN ACHIUTLA	133,410.60	59,616.00	2,239.60	859.30
173 - SAN JUAN ATEPEC	324,264.30	140,988.60	8,377.00	3,273.50
174 - ANIMAS TRUJANO	492,234.30	251,951.70	17,389.10	9,487.00
175 - SAN JUAN BAUTISTA ATATLHUACA	358,418.40	178,993.20	9,851.20	3,472.00
176 - SAN JUAN BAUTISTA COIXTLAHUACA	628,418.10	244,470.90	16,159.50	6,848.50
177 - SAN JUAN BAUTISTA CUICATLAN	1,160,350.80	261,963.60	51,149.60	21,207.70
178 - SAN JUAN BAUTISTA GUELACHE	639,920.70	133,503.60	30,702.40	12,563.80
179 - SAN JUAN BAUTISTA JAYACATLAN	366,804.00	184,732.80	8,217.10	3,222.70
180 - SAN JUAN BAUTISTA LO DE SOTO	395,004.00	148,012.80	12,826.80	4,646.30
181 - SAN JUAN BAUTISTA SUCHITEPEC	237,123.90	119,694.30	2,285.10	1,191.90
182 - SAN JUAN BAUTISTA TLACOATZINTEPEC	407,796.30	148,477.80	13,557.00	4,995.40
183 - SAN JUAN BAUTISTA TLACHICHILCO	356,110.20	171,053.70	8,207.50	3,165.70
184 - SAN JUAN BAUTISTA TUXTEPEC	34,292,259.60	18,090,258.90	766,836.60	564,584.00
185 - SAN JUAN CACAHUATEPEC	968,550.90	300,521.40	46,552.00	17,345.90
186 - SAN JUAN CIENEGUILLA	291,963.00	157,557.30	3,350.90	1,541.70
187 - SAN JUAN COATZOSPAM	433,569.30	149,529.00	15,420.70	5,087.50
188 - SAN JUAN COLORADO	1,014,226.20	210,171.60	54,943.40	18,972.60
189 - SAN JUAN COMALTEPEC	432,813.60	130,828.80	16,103.20	5,963.70
190 - SAN JUAN COTZOCON	2,367,393.30	448,419.00	125,380.90	45,784.70
191 - SAN JUAN CHICOMEZUCHIL	138,564.90	66,744.60	1,659.10	685.70
192 - SAN JUAN CHILATECA	321,835.20	155,133.00	7,000.00	3,534.80
193 - SAN JUAN DEL ESTADO	369,655.50	127,696.50	13,286.60	7,261.90
194 - SAN JUAN DEL RIO	428,326.20	175,522.80	6,632.00	4,152.00
195 - SAN JUAN DIUXI	457,913.10	195,572.10	7,537.00	4,015.60

**GOBIERNO DEL ESTADO DE OAXACA
SECRETARÍA DE FINANZAS**

Municipio	Fondo Municipal de Participaciones	Fondo de Fomento Municipal	Fondo de Compensación	Fondo Municipal Sobre el Impuesto a las Ventas Finales de Gasolina y Diesel
196 - SAN JUAN EVANGELISTA ANALCO	214,644.90	108,687.90	2,059.90	987.00
197 - SAN JUAN GUELAVIA	710,876.70	329,095.20	16,574.70	8,528.60
198 - SAN JUAN GUICHICOVI	3,132,204.60	1,932,201.30	164,605.40	63,932.20
199 - SAN JUAN IHUALTEPEC	272,979.90	127,620.00	4,423.20	1,546.50
200 - SAN JUAN JUQUILA MIXES	590,694.60	172,986.60	22,818.90	7,841.60
201 - SAN JUAN JUQUILA VIJANOS	352,398.00	113,929.80	10,738.30	3,677.40
202 - SAN JUAN LACHAO	654,910.50	232,764.90	26,525.60	9,620.00
203 - SAN JUAN LACHIGALLA	567,351.00	189,028.20	20,525.70	6,690.70
204 - SAN JUAN LAJARCIA	212,684.40	114,404.40	3,776.00	1,645.00
205 - SAN JUAN LALANA	2,003,234.10	820,925.70	104,687.80	35,681.00
206 - SAN JUAN DE LOS CUES	362,806.50	119,274.00	12,804.60	4,710.20
207 - SAN JUAN MAZATLAN	2,060,895.30	593,751.60	110,586.70	40,436.80
208 - SAN JUAN MIXTEPEC - DTO. 08 -	1,031,565.30	247,846.80	45,169.80	15,209.70
209 - SAN JUAN MIXTEPEC - DTO. 26 -	348,565.50	180,957.30	4,221.20	2,511.10
210 - SAN JUAN NÚMI	868,920.60	185,642.40	38,140.50	13,547.80
211 - SAN JUAN OZOLOTEPEC	504,528.60	201,244.80	19,171.90	6,330.90
212 - SAN JUAN PETLAPA	529,297.50	163,057.80	20,505.50	5,609.50
213 - SAN JUAN QUIAHUJE	669,542.10	267,759.00	21,166.70	8,409.60
214 - SAN JUAN QUIOTEPEC	439,920.30	131,832.60	13,821.40	4,873.20
215 - SAN JUAN SAYULTEPEC	227,992.80	136,731.90	3,914.00	2,155.60
216 - SAN JUAN TABAA	367,327.20	187,606.50	7,459.10	3,683.60
217 - SAN JUAN TAMAZOLA	628,742.40	177,090.00	21,271.00	8,003.10
218 - SAN JUAN TEITA	280,341.00	150,763.20	3,643.40	1,396.10
219 - SAN JUAN TEITIPAC	523,151.40	222,233.70	14,859.70	5,125.80
220 - SAN JUAN TEPEUXILA	531,838.50	216,143.10	15,407.60	6,385.60
221 - SAN JUAN TEPOSCOLULA	285,226.80	152,855.40	7,395.60	3,056.60
222 - SAN JUAN YAAE	329,498.10	140,972.10	8,705.40	3,169.50
223 - SAN JUAN YATZONA	248,298.00	207,606.00	2,474.90	1,032.50
224 - SAN JUAN YUCUITA	189,918.30	114,158.40	3,530.70	1,366.90
225 - SAN LORENZO	773,123.70	186,750.00	36,476.20	11,900.30
226 - SAN LORENZO ALBARRADAS	422,241.00	305,130.90	15,319.80	5,658.40
227 - SAN LORENZO CACAOTEPEC	1,586,654.70	696,328.50	64,299.60	27,385.70
228 - SAN LORENZO CUAUNECUILTITLA	349,565.40	167,856.00	4,625.90	1,555.00
229 - SAN LORENZO TEXMELUCAN	892,603.50	212,828.70	44,223.20	14,433.20
230 - SAN LORENZO VICTORIA	259,282.50	114,756.30	5,581.30	2,040.00
231 - SAN LUCAS CAMOTLAN	484,437.60	165,115.80	19,118.00	6,047.10
232 - SAN LUCAS OJITLAN	2,900,412.90	865,755.00	131,449.50	47,192.30
233 - SAN LUCAS QUIAVINI	492,894.00	382,386.60	10,492.30	5,667.30
234 - SAN LUCAS ZOQUIAPAM	938,275.20	205,278.60	47,564.20	15,095.80
235 - SAN LUIS AMATLAN	670,792.50	285,122.40	22,038.00	7,969.50
236 - SAN MARCIAL OZOLOTEPEC	435,404.40	243,826.50	9,749.20	4,045.90
237 - SAN MARCOS ARTEAGA	367,818.90	164,960.40	8,160.80	3,111.50
238 - SAN MARTIN DE LOS CANSECOS	331,781.70	172,801.50	4,432.90	1,883.30
239 - SAN MARTIN HUAMELULPAM	252,780.30	111,972.60	5,831.50	2,788.50
240 - SAN MARTIN ITUNYOSO	479,645.40	165,891.00	15,967.60	4,975.90
241 - SAN MARTIN LACHILA	307,733.10	160,378.50	6,085.80	2,657.10
242 - SAN MARTIN PERAS	1,401,495.60	240,728.40	74,143.10	22,882.80
243 - SAN MARTIN TILCAJETE	471,336.00	254,107.20	8,985.40	4,588.40
244 - SAN MARTIN TOXPALAN	486,385.50	152,806.80	19,781.10	7,332.10
245 - SAN MARTIN ZACATEPEC	287,123.10	105,504.60	7,208.70	2,551.90
246 - SAN MATEO CAJONOS	252,111.60	121,800.00	3,534.50	1,239.00
247 - CAPULALPAM DE MENDEZ	466,408.50	167,459.40	6,924.40	7,047.50
248 - SAN MATEO DEL MAR	1,437,339.30	505,170.00	93,591.70	28,581.10
249 - SAN MATEO YOLOXOCHITLAN	501,421.20	248,442.30	20,425.20	7,082.40
250 - SAN MATEO ETLATONGO	482,317.80	184,547.70	6,246.40	6,197.50
251 - SAN MATEO NEJAPAM	382,643.70	183,674.40	7,006.00	2,677.30
252 - SAN MATEO PEÑASCO	405,663.60	149,538.00	12,302.60	4,261.70
253 - SAN MATEO PIÑAS	527,382.90	212,754.90	13,940.90	4,556.20
254 - SAN MATEO RIO HONDO	577,010.70	253,278.80	19,839.40	6,977.60
255 - SAN MATEO SINDIHUI	425,262.30	140,836.80	12,910.70	4,377.10
256 - SAN MATEO TLAPILTEPEC	229,201.80	115,014.90	1,264.70	995.90
257 - SAN MELCHOR BETAZA	336,275.40	156,722.70	6,461.60	2,219.80
258 - SAN MIGUEL ACHIUTLA	264,507.90	139,983.60	4,099.10	1,903.60
259 - SAN MIGUEL AHUEHUETITLAN	518,602.20	302,227.80	15,195.50	5,229.00
260 - SAN MIGUEL ALOAPAM	411,505.20	137,186.10	14,449.10	5,070.00
261 - SAN MIGUEL AMATITLAN	866,365.50	864,963.30	43,137.00	14,527.80
262 - SAN MIGUEL AMATLAN	231,583.80	85,352.10	5,470.50	2,211.00
263 - SAN MIGUEL COATLAN	610,099.80	252,334.80	22,446.90	7,456.70
264 - SAN MIGUEL CHICAHUA	443,846.70	263,327.70	13,542.10	4,544.30

**GOBIERNO DEL ESTADO DE OAXACA
SECRETARÍA DE FINANZAS**

Municipio	Fondo Municipal de Participaciones	Fondo de Fomento Municipal	Fondo de Compensación	Fondo Municipal Sobre el Impuesto a las Ventas Finales de Gasolina y Diesel
265 - SAN MIGUEL CHIMALAPA	871,041.00	181,516.80	38,805.00	13,205.30
266 - SAN MIGUEL DEL PUERTO	1,071,056.40	1,717,053.00	49,817.70	18,667.50
267 - SAN MIGUEL DEL RIO	195,760.50	103,935.30	1,497.10	613.50
268 - SAN MIGUEL EJUTLA	288,318.00	135,660.60	5,007.60	2,674.70
269 - SAN MIGUEL EL GRANDE	897,940.80	682,348.20	22,088.20	9,129.60
270 - SAN MIGUEL HUAUTLA	346,162.20	165,143.10	8,753.10	3,975.20
271 - SAN MIGUEL MIXTEPEC	476,027.40	145,748.40	20,185.30	6,595.30
272 - SAN MIGUEL PANIXTLAHUACA	742,568.40	192,555.00	34,229.90	13,557.40
273 - SAN MIGUEL PERAS	551,873.70	229,641.90	21,931.60	8,943.20
274 - SAN MIGUEL PIEDRAS	358,266.30	150,090.60	8,141.20	2,589.90
275 - SAN MIGUEL QUETZALTEPEC	835,281.60	195,890.40	42,854.70	16,828.40
276 - SAN MIGUEL SANTA FLOR	381,104.10	218,140.80	4,953.50	1,711.80
277 - VILLA SOLA DE VEGA	1,884,379.20	744,131.40	77,356.20	28,279.60
278 - SAN MIGUEL SOYALTEPEC	3,891,067.50	1,681,790.10	213,126.60	78,840.30
279 - SAN MIGUEL SUCHIXTEPEC	485,700.00	215,950.20	16,627.90	6,090.00
280 - VILLA TALEA DE CASTRO	501,150.00	222,385.50	12,728.20	5,452.40
281 - SAN MIGUEL TECOMATLAN	218,238.60	93,156.00	1,596.40	1,578.80
282 - SAN MIGUEL TENANGO	270,464.10	104,176.80	4,584.90	1,586.60
283 - SAN MIGUEL TEQUIXTEPEC	296,317.50	166,081.20	5,710.80	2,082.30
284 - SAN MIGUEL TILQUIAPAM	982,404.90	444,693.00	19,888.70	6,314.80
285 - SAN MIGUEL TLACAMAMA	520,575.00	252,275.70	19,415.50	7,347.00
286 - SAN MIGUEL TLACOTEPEC	640,964.10	289,521.60	18,299.50	7,195.00
287 - SAN MIGUEL TULANCINGO	213,038.70	96,918.30	1,881.20	1,290.00
288 - SAN MIGUEL YOTAO	267,906.00	188,427.90	3,472.80	1,245.30
289 - SAN NICOLAS	331,203.90	148,273.20	6,344.60	2,322.70
290 - SAN NICOLAS HIDALGO	261,225.00	118,068.90	5,559.20	2,372.40
291 - SAN PABLO COATLAN	591,829.50	171,804.60	24,140.10	8,327.20
292 - SAN PABLO CUATRO VENADOS	353,208.60	145,687.50	8,520.60	2,825.00
293 - SAN PABLO ETLA	1,970,526.30	968,082.30	69,118.90	49,566.10
294 - SAN PABLO HUITZO	760,398.90	429,115.80	30,290.60	14,480.30
295 - SAN PABLO HUIXTEPEC	1,507,377.60	792,877.80	44,437.60	25,965.00
296 - SAN PABLO MACUILTIANGUIS	265,672.80	130,378.50	5,093.50	2,202.40
297 - SAN PABLO TIJALTEPEC	412,526.30	178,502.10	13,324.60	5,187.30
298 - SAN PABLO VILLA DE MITLA	1,541,910.30	549,929.40	63,343.90	23,630.80
299 - SAN PABLO YAGANIZA	326,375.10	146,484.00	6,179.50	2,400.60
300 - SAN PEDRO AMUZGOS	744,665.40	287,913.00	37,272.00	13,936.40
301 - SAN PEDRO APOSTOL	693,182.70	376,746.90	8,996.70	4,649.20
302 - SAN PEDRO ATOYAC	716,326.80	197,060.70	24,385.60	10,028.20
303 - SAN PEDRO CAJONOS	262,208.40	102,414.60	6,498.20	2,346.10
304 - SAN PEDRO COXCALTEPEC CANTAROS	269,992.50	122,890.80	4,981.90	1,700.60
305 - SAN PEDRO COMITANCILLO	546,636.60	290,556.60	18,935.60	9,943.70
306 - SAN PEDRO EL ALTO	605,686.80	273,793.50	23,730.30	7,903.70
307 - SAN PEDRO HUAMELULA	1,039,455.30	193,531.20	52,159.30	19,373.60
308 - SAN PEDRO HUILOTEPEC	556,308.30	413,602.80	15,391.90	8,801.30
309 - SAN PEDRO IXCATLAN	1,339,795.50	454,841.10	62,098.10	21,601.50
310 - SAN PEDRO IXTLAHUACA	772,496.40	312,373.80	36,746.50	16,237.00
311 - SAN PEDRO JALTEPETONGO	311,005.20	155,170.20	2,615.80	1,383.40
312 - SAN PEDRO JICAYAN	1,231,168.20	266,039.40	71,173.50	24,661.40
313 - SAN PEDRO JOCOTIPAC	335,639.10	158,102.40	4,935.70	1,797.10
314 - SAN PEDRO JUCHATENGO	394,822.50	191,894.10	9,033.90	5,727.60
315 - SAN PEDRO MARTIR	422,256.60	213,238.20	10,858.60	3,797.10
316 - SAN PEDRO MARTIR QUIECHAPA	349,092.60	180,283.50	4,167.60	2,191.00
317 - SAN PEDRO MARTIR YUCUXACO	370,293.30	182,693.70	7,771.40	3,462.40
318 - SAN PEDRO MIXTEPEC - DTO. 22 -	7,119,004.20	2,512,162.50	212,566.30	137,453.50
319 - SAN PEDRO MIXTEPEC - DTO. 26 -	208,703.40	74,391.00	6,376.30	2,197.80
320 - SAN PEDRO MOLINOS	201,822.30	80,634.00	3,948.80	1,479.70
321 - SAN PEDRO NOPALA	278,329.20	114,177.30	5,026.50	1,897.90
322 - SAN PEDRO OCOPEPETATILLO	346,241.70	168,258.00	5,401.90	1,766.60
323 - SAN PEDRO OCOTEPEC	433,807.70	134,812.20	12,732.10	4,781.60
324 - SAN PEDRO POCHUTLA	4,832,924.70	1,377,538.80	242,464.80	104,782.70
325 - SAN PEDRO QUIATONI	1,291,728.90	585,955.20	64,199.90	33,544.80
326 - SAN PEDRO SOCHIAPAM	828,354.60	472,042.50	29,237.20	11,290.30
327 - SAN PEDRO TAPANATEPEC	3,695,532.30	1,668,224.10	74,786.80	37,302.60
328 - SAN PEDRO TAVICHE	297,703.20	123,192.00	7,038.40	2,366.80
329 - SAN PEDRO TEOZACALCO	342,609.90	123,101.10	7,771.70	3,039.80
330 - SAN PEDRO TEUTILA	597,901.50	167,571.60	25,140.90	9,001.50
331 - SAN PEDRO TIDAA	391,207.80	176,490.00	5,149.10	3,362.00
332 - SAN PEDRO TOPILTEPEC	169,926.30	76,503.60	2,165.90	811.30
333 - SAN PEDRO TOTOLAPAM	443,242.50	98,444.10	13,482.40	6,865.90

**GOBIERNO DEL ESTADO DE OAXACA
SECRETARÍA DE FINANZAS**

Municipio	Fondo Municipal de Participaciones	Fondo de Fomento Municipal	Fondo de Compensación	Fondo Municipal Sobre el Impuesto a las Ventas Finales de Gasolina y Diesel
334 - VILLA DE TUTUTEPEC DE MELCHOR OCAMPO	4,408,674.00	1,129,857.90	242,773.70	95,367.20
335 - SAN PEDRO YANERI	340,263.90	151,572.60	6,022.90	2,078.70
336 - SAN PEDRO YOLOX	555,211.20	265,018.20	13,523.00	5,948.60
337 - SAN PEDRO Y SAN PABLO AYUTLA	854,972.70	305,541.90	35,456.50	14,569.70
338 - VILLA DE ETLA	1,151,307.00	786,606.90	43,459.10	23,189.00
339 - SAN PEDRO Y SAN PABLO TEPOSCOLULA	979,112.70	370,998.90	20,369.30	12,146.30
340 - SAN PEDRO Y SAN PABLO TEQUIXTEPEC	376,343.70	113,309.10	10,379.50	3,883.40
341 - SAN PEDRO YUCUNAMA	245,359.20	105,647.40	1,196.20	1,617.00
342 - SAN RAYMUNDO JALPAN	1,036,625.40	346,077.00	10,545.50	8,068.10
343 - SAN SEBASTIAN ABASOLO	431,866.80	207,757.50	9,740.80	4,962.90
344 - SAN SEBASTIAN COATLAN	512,598.00	270,137.40	14,920.00	6,395.00
345 - SAN SEBASTIAN IXCAPA	587,154.60	162,352.80	22,270.60	9,140.00
346 - SAN SEBASTIAN NICANANDUTA	412,392.00	142,803.30	8,054.40	4,057.80
347 - SAN SEBASTIAN RIO HONDO	526,648.20	162,610.00	22,198.20	7,322.10
348 - SAN SEBASTIAN TECOMAXTLAHUACA	1,243,104.30	616,425.90	47,193.20	18,632.10
349 - SAN SEBASTIAN TEITIPAC	369,390.90	130,714.80	10,901.40	4,086.00
350 - SAN SEBASTIAN TUTLA	2,493,386.10	1,020,870.00	69,948.90	52,524.20
351 - SAN SIMON ALMOLONGAS	461,838.30	218,397.60	15,120.10	5,369.80
352 - SAN SIMON ZAHUATLAN	544,407.60	178,074.60	24,603.20	7,674.00
353 - SANTA ANA	410,935.50	329,707.20	11,241.20	4,659.30
354 - SANTA ANA ATEIXTLAHUACA	282,559.80	136,171.50	3,313.60	1,101.70
355 - SANTA ANA CUAUHEMOC	275,640.00	136,440.00	4,482.60	1,474.70
356 - SANTA ANA DEL VALLE	550,657.80	188,644.80	11,017.00	7,996.30
357 - SANTA ANA TAVELA	364,732.20	157,947.90	4,982.70	2,512.20
358 - SANTA ANA TLAPACOYAN	547,600.20	241,209.60	10,503.30	4,871.90
359 - SANTA ANA YARENI	341,465.70	159,492.90	4,482.70	3,850.90
360 - SANTA ANA ZEGACHE	680,618.40	351,416.40	20,589.40	8,776.40
361 - SANTA CATALINA QUIERI	345,177.30	180,595.50	5,350.30	1,903.20
362 - SANTA CATARINA CUIXTLA	400,137.00	172,483.20	8,273.50	5,732.00
363 - SANTA CATARINA IXTEPEJI	462,036.00	194,103.00	13,919.90	6,767.60
364 - SANTA CATARINA JUQUILA	1,895,712.00	867,219.30	83,103.00	35,206.30
365 - SANTA CATARINA LACHATAO	288,200.40	114,970.80	7,029.30	2,803.60
366 - SANTA CATARINA LOXICHA	828,432.90	472,440.30	24,765.30	11,908.90
367 - SANTA CATARINA MECHOACAN	630,894.90	219,358.50	27,572.70	9,364.30
368 - SANTA CATARINA MINAS	852,976.50	470,232.30	9,991.50	4,711.70
369 - SANTA CATARINA QUIANE	317,653.20	186,101.10	9,390.00	3,723.20
370 - SANTA CATARINA TAYATA	297,645.00	153,085.20	3,645.10	2,245.60
371 - SANTA CATARINA TICUA	365,853.90	173,587.80	5,510.40	3,336.10
372 - SANTA CATARINA YOSONOTU	429,797.10	197,439.30	11,127.60	3,976.70
373 - SANTA CATARINA ZAPOQUILA	235,247.40	111,259.80	2,581.80	903.90
374 - SANTA CRUZ ACATEPEC	321,190.50	124,916.40	9,290.60	2,937.60
375 - SANTA CRUZ AMILPAS	1,380,879.00	654,944.40	46,840.70	33,244.20
376 - SANTA CRUZ DE BRAVO	196,543.20	100,676.10	2,031.00	871.00
377 - SANTA CRUZ ITUNDUJIA	1,287,886.80	458,963.70	67,267.20	23,172.00
378 - SANTA CRUZ MIXTEPEC	498,398.10	322,203.30	19,991.90	9,087.50
379 - SANTA CRUZ NUNDACO	461,262.00	141,547.80	17,683.50	5,963.40
380 - SANTA CRUZ PAPALUTLA	333,786.90	116,694.00	10,671.40	4,133.60
381 - SANTA CRUZ TACACHE DE MINA	407,315.70	322,236.30	13,639.30	5,910.60
382 - SANTA CRUZ TACAHAUA	331,062.00	155,795.70	7,213.90	2,440.20
383 - SANTA CRUZ TAYATA	240,351.30	99,652.80	3,287.90	1,324.20
384 - SANTA CRUZ XITLA	615,017.10	181,773.00	26,515.10	9,106.70
385 - SANTA CRUZ XOXOCOTLAN	11,926,151.10	2,802,881.70	366,598.70	277,196.00
386 - SANTA CRUZ ZENZONTEPEC	2,971,468.50	409,512.00	113,441.00	49,171.10
387 - SANTA GERTRUDIS	470,556.60	212,820.00	15,449.40	7,082.60
388 - SANTA INES DEL MONTE	483,785.70	539,379.30	15,587.90	5,198.20
389 - SANTA INES YATZECHE	419,571.60	206,002.20	5,495.50	1,933.00
390 - SANTA LUCIA DEL CAMINO	4,842,514.80	1,253,832.30	210,662.90	104,759.70
391 - SANTA LUCIA MIAHUATLAN	569,805.60	243,438.00	22,282.70	7,124.70
392 - SANTA LUCIA MONTEVERDE	930,201.30	342,781.20	41,822.60	14,422.90
393 - SANTA LUCIA OCOTLAN	586,213.20	195,614.70	20,458.20	7,987.40
394 - SANTA MARIA ALOTEPEC	398,249.10	116,890.80	15,430.20	5,551.50
395 - SANTA MARIA APAZCO	451,222.50	174,640.20	11,993.10	3,793.30
396 - SANTA MARIA LA ASUNCION	570,730.20	188,653.20	21,060.60	6,680.30
397 - HEROICA CIUDAD DE TLAXIACO	5,396,547.00	2,307,372.60	199,286.00	96,516.50
398 - AYOQUEZCO DE ALDAMA	787,636.20	367,463.70	24,766.10	11,022.30
399 - SANTA MARIA ATZOMPA	3,066,975.60	992,655.60	133,083.00	54,885.40
400 - SANTA MARIA CAMOTLAN	474,294.30	158,137.20	8,709.40	4,723.80
401 - SANTA MARIA COLOTEPEC	2,667,534.00	1,157,912.70	117,675.40	60,349.40
402 - SANTA MARIA CORTIJO	287,740.50	122,013.60	5,985.00	3,191.70

**GOBIERNO DEL ESTADO DE OAXACA
SECRETARÍA DE FINANZAS**

Municipio	Fondo Municipal de Participaciones	Fondo de Fomento Municipal	Fondo de Compensación	Fondo Municipal Sobre el Impuesto a las Ventas Finales de Gasolina y Diesel
403 - SANTA MARIA COYOTEPEC	477,705.90	252,396.90	13,541.00	9,774.90
404 - SANTA MARIA CHACHOAPAM	285,687.90	171,518.70	3,919.10	2,767.10
405 - VILLA DE CHILAPA DE DIAZ	447,107.10	190,897.50	10,518.90	6,463.40
406 - SANTA MARIA CHILCHOTLA	2,544,083.40	759,993.30	136,562.90	42,860.80
407 - SANTA MARIA CHIMALAPA	1,034,940.30	216,226.80	51,083.40	16,998.20
408 - SANTA MARIA DEL ROSARIO	232,908.00	146,676.00	2,648.50	1,538.20
409 - SANTA MARIA DEL TULE	1,273,302.90	464,397.00	35,875.70	25,728.10
410 - SANTA MARIA ECATEPEC	562,648.20	188,308.20	18,913.60	6,916.40
411 - SANTA MARIA GUELACE	271,125.60	141,076.80	4,134.90	1,694.80
412 - SANTA MARIA GUIENAGATI	747,583.50	163,761.00	18,359.00	12,329.10
413 - SANTA MARIA HUATULCO	17,203,349.70	7,069,605.90	191,949.20	295,866.50
414 - SANTA MARIA HUAZOLOTITLAN	1,270,111.80	425,820.30	60,914.70	23,954.10
415 - SANTA MARIA IPALAPA	621,546.90	161,861.40	27,210.30	9,768.10
416 - SANTA MARIA IXCATLAN	290,124.00	157,220.40	3,006.90	1,346.60
417 - SANTA MARIA JACATEPEC	1,272,378.90	649,455.90	51,588.80	19,581.10
418 - SANTA MARIA JALAPA DEL MARQUES	1,182,989.70	365,658.60	61,471.50	28,704.10
419 - SANTA MARIA JALTIANGUIS	263,082.90	144,924.90	2,893.30	1,392.30
420 - SANTA MARIA LACHIXIO	418,317.00	143,650.20	9,824.70	4,408.00
421 - SANTA MARIA MIXTEQUILLA	1,156,710.60	500,159.10	23,560.00	13,081.00
422 - SANTA MARIA NATIVITAS	303,082.20	127,592.40	3,755.40	2,083.10
423 - SANTA MARIA NDUAYACO	242,080.50	100,233.60	3,166.40	1,327.90
424 - SANTA MARIA OZOLOTEPEC	650,834.40	516,879.90	24,061.60	8,236.30
425 - SANTA MARIA PAPALO	499,644.90	216,037.20	13,178.30	6,292.40
426 - SANTA MARIA PEÑÓLES	1,061,265.30	221,915.40	49,092.30	17,067.40
427 - SANTA MARIA PETAPA	1,462,406.40	448,233.30	82,910.50	32,772.40
428 - SANTA MARIA QUIEGOLANI	404,152.20	164,712.00	10,629.90	3,537.10
429 - SANTA MARIA SOLA	374,941.80	153,546.00	9,054.80	3,045.60
430 - SANTA MARIA TATALTEPEC	230,179.20	131,479.20	1,432.60	676.00
431 - SANTA MARIA TECOMAVACA	299,563.50	130,809.60	9,445.50	3,628.40
432 - SANTA MARIA TEMAXCALAPA	333,499.80	168,641.10	5,252.90	2,213.30
433 - SANTA MARIA TEMAXCALTEPEC	457,410.30	144,391.20	16,152.50	5,185.80
434 - SANTA MARIA TEOPOXCO	694,320.00	202,355.40	27,733.00	9,807.40
435 - SANTA MARIA TEPANTLALI	537,221.40	229,541.10	21,442.10	7,004.30
436 - SANTA MARIA TEXCATITLAN	302,737.20	130,859.10	6,308.20	2,290.30
437 - SANTA MARIA TLAHUITOLTEPEC	1,952,169.90	216,427.80	58,102.90	28,496.90
438 - SANTA MARIA TLALIXTAC	411,871.50	157,917.60	10,497.80	3,563.30
439 - SANTA MARIA TONAMECA	2,607,810.60	6,819,403.20	146,312.60	53,138.20
440 - SANTA MARIA TOTOLAPILLA	331,693.80	237,513.90	4,917.90	2,645.40
441 - SANTA MARIA XADANI	820,765.50	423,059.70	41,994.20	16,099.40
442 - SANTA MARIA YALINA	186,674.70	100,533.30	1,950.30	815.60
443 - SANTA MARIA YAVESIA	197,089.20	87,296.40	2,250.30	1,368.20
444 - SANTA MARIA YOLOTEPEC	244,000.50	116,430.00	2,809.90	1,338.40
445 - SANTA MARIA YOSOYUA	387,345.60	155,217.60	9,169.10	3,436.50
446 - SANTA MARIA YUCUHITI	820,770.30	275,518.50	35,334.40	15,091.20
447 - SANTA MARIA ZACATEPEC	1,600,328.40	812,102.40	85,932.00	30,945.30
448 - SANTA MARIA ZANIZA	382,376.40	127,917.60	12,502.20	4,561.10
449 - SANTA MARIA ZOQUITLAN	498,877.80	159,860.40	19,270.60	7,252.10
450 - SANTIAGO AMOLTEPEC	1,454,087.10	255,453.00	82,238.00	24,999.50
451 - SANTIAGO APOALA	354,510.00	139,819.80	6,437.00	2,346.20
452 - SANTIAGO APOSTOL	801,949.50	321,136.20	25,360.90	10,007.80
453 - SANTIAGO ASTATA	445,900.80	102,288.80	21,054.30	7,823.60
454 - SANTIAGO ATITLAN	481,551.90	139,462.80	18,397.00	6,424.90
455 - SANTIAGO AYUQUILLILLA	485,484.00	227,104.20	15,809.90	6,780.30
456 - SANTIAGO CACALOXTEPEC	331,763.40	210,784.50	9,268.90	4,203.80
457 - SANTIAGO CAMOTLAN	566,081.70	170,277.90	20,936.60	7,228.60
458 - SANTIAGO COMALTEPEC	441,201.60	166,729.20	5,976.70	5,491.40
459 - SANTIAGO CHAZUMBA	727,574.70	331,078.20	23,486.00	11,141.10
460 - SANTIAGO CHOAPAM	772,178.40	202,399.20	32,108.20	10,817.20
461 - SANTIAGO DEL RIO	281,075.40	143,559.00	3,692.40	1,638.10
462 - SANTIAGO HUAJOLOTITLAN	712,597.80	324,975.30	22,498.50	10,513.10
463 - SANTIAGO HUAUCLILLA	240,099.30	108,062.40	3,773.20	1,509.80
464 - SANTIAGO IHUITLAN PLUMAS	223,081.50	104,090.40	2,688.00	959.30
465 - SANTIAGO IXCUINTEPEC	323,320.20	133,842.60	8,874.70	3,133.40
466 - SANTIAGO IXTAYUTLA	1,385,885.40	248,109.60	74,937.80	23,978.00
467 - SANTIAGO JAMILTEPEC	1,996,967.70	4,530,569.40	98,527.70	38,517.80
468 - SANTIAGO JOCOTEPEC	1,563,084.90	756,066.90	80,015.60	27,857.60
469 - SANTIAGO JUXTLAHUACA	4,030,781.40	1,448,846.10	198,818.40	65,800.60
470 - SANTIAGO LACHIGUIRI	650,090.10	159,786.90	27,192.30	9,456.50
471 - SANTIAGO LALOPE	281,651.40	157,106.40	2,810.70	991.10

**GOBIERNO DEL ESTADO DE OAXACA
SECRETARÍA DE FINANZAS**


Municipio	Fondo Municipal de Participaciones	Fondo de Fomento Municipal	Fondo de Compensación	Fondo Municipal Sobre el Impuesto a las Ventas Finales de Gasolina y Diesel
472 - SANTIAGO LAOLLAGA	1,154,466.60	540,670.80	16,673.10	6,390.80
473 - SANTIAGO LAXOPA	335,805.90	146,762.10	7,637.30	2,917.10
474 - SANTIAGO LLANO GRANDE	465,174.60	145,648.20	17,948.40	6,514.70
475 - SANTIAGO MATATLAN	1,562,203.80	1,022,082.60	56,326.90	21,618.00
476 - SANTIAGO MILTEPEC	208,219.20	103,910.10	2,189.70	1,035.60
477 - SANTIAGO MINAS	387,323.10	195,524.40	8,699.70	2,997.20
478 - SANTIAGO NACALTEPEC	382,025.10	114,720.60	10,596.20	3,846.10
479 - SANTIAGO NEJAPILLA	183,726.00	92,695.80	1,223.30	475.50
480 - SANTIAGO NUNDICHE	346,285.80	148,271.10	5,782.60	2,589.80
481 - SANTIAGO NUYOO	422,758.80	174,438.30	11,013.30	4,592.10
482 - SANTIAGO PINOTEPA NACIONAL	8,588,954.40	2,133,246.90	275,265.20	149,916.20
483 - SANTIAGO SUCHILQUITONGO	1,070,677.80	508,905.30	47,135.30	21,690.60
484 - SANTIAGO TAMAZOLA	734,019.90	292,707.00	24,126.90	10,633.60
485 - SANTIAGO TAPEXTLA	518,878.20	233,379.00	18,473.60	6,209.50
486 - VILLA TEJUPAM DE LA UNION	432,752.40	614,280.30	13,261.90	5,391.90
487 - SANTIAGO TENANGO	571,434.90	215,772.90	10,375.60	5,883.80
488 - SANTIAGO TEPETLAPA	202,670.70	118,779.00	695.40	554.70
489 - SANTIAGO TETEPEC	749,835.00	208,875.90	29,578.20	10,310.00
490 - SANTIAGO TEXCALCINGO	470,548.80	172,632.90	18,788.40	6,239.20
491 - SANTIAGO TEXTITLAN	564,024.60	170,873.40	23,739.30	9,521.70
492 - SANTIAGO TILANTONGO	725,828.70	269,742.60	19,411.60	7,708.70
493 - SANTIAGO TILLO	200,295.60	100,622.40	2,874.00	1,528.10
494 - SANTIAGO TLAZOYALTEPEC	704,723.40	299,021.70	30,444.50	9,780.10
495 - SANTIAGO XANICA	527,522.40	174,303.60	17,440.40	5,763.30
496 - SANTIAGO XIACUI	323,188.50	135,246.00	10,682.00	4,456.10
497 - SANTIAGO YAITEPEC	632,334.90	259,245.30	25,702.10	8,439.30
498 - SANTIAGO YAVEO	979,034.40	331,335.90	39,681.10	14,367.70
499 - SANTIAGO YOLOMECATL	422,415.60	192,639.60	10,133.60	6,311.20
500 - SANTIAGO YOSONDUA	1,022,610.90	278,640.90	44,088.80	17,905.30
501 - SANTIAGO YUCUYACHI	275,585.10	130,571.70	5,324.90	1,958.20
502 - SANTIAGO ZACATEPEC	745,621.80	186,157.80	34,007.20	12,135.50
503 - SANTIAGO ZOOCHILA	383,785.80	137,890.20	2,040.60	747.40
504 - NUEVO ZOQUIAPAM	426,056.40	190,034.40	9,029.70	4,873.90
505 - SANTO DOMINGO INGENIO	836,710.80	207,462.60	37,939.80	32,790.00
506 - SANTO DOMINGO ALBARRADAS	257,553.00	116,826.90	4,430.60	2,256.10
507 - SANTO DOMINGO ARMENTA	496,706.10	220,325.10	19,159.20	6,518.30
508 - SANTO DOMINGO CHIHUITAN	278,095.80	96,390.30	7,755.30	3,831.70
509 - SANTO DOMINGO DE MORELOS	1,178,068.20	389,003.10	66,420.10	21,924.40
510 - SANTO DOMINGO IXCATLAN	299,883.30	106,348.80	5,295.70	1,752.60
511 - SANTO DOMINGO NUXAA	536,613.90	255,132.30	22,577.00	7,664.90
512 - SANTO DOMINGO OZOLÓTEPEC	316,230.30	133,802.40	5,381.50	7,361.30
513 - SANTO DOMINGO PETAPA	995,374.20	241,561.20	44,876.10	16,774.40
514 - SANTO DOMINGO ROAYAGA	345,445.50	152,642.40	6,304.60	2,139.30
515 - SANTO DOMINGO TEHUANTEPEC	8,496,886.20	3,444,477.60	316,147.30	168,538.60
516 - SANTO DOMINGO TEQOMULCO	706,556.10	188,206.20	26,620.10	9,836.60
517 - SANTO DOMINGO TEPUXTEPEC	670,699.80	172,674.60	32,311.90	10,379.50
518 - SANTO DOMINGO TLATAYAPAM	178,707.60	103,409.10	789.50	661.00
519 - SANTO DOMINGO TOMALTEPEC	457,883.70	228,361.50	14,837.70	6,490.70
520 - SANTO DOMINGO TONALA	1,097,603.10	556,003.20	39,545.70	17,217.20
521 - SANTO DOMINGO TONALTEPEC	234,409.50	113,071.20	1,621.90	744.50
522 - SANTO DOMINGO XAGACIA	291,959.70	123,234.00	7,263.00	2,424.00
523 - SANTO DOMINGO YANHUITLAN	512,802.00	180,573.30	8,535.40	7,036.80
524 - SANTO DOMINGO YODOHINO	217,896.90	99,147.90	2,009.50	990.10
525 - SANTO DOMINGO ZANATEPEC	1,858,043.10	559,537.20	59,131.90	25,384.80
526 - SANTOS REYES NOPALA	1,640,750.10	456,707.70	92,613.00	33,541.00
527 - SANTOS REYES PAPALO	515,606.70	275,098.20	16,125.70	5,653.40
528 - SANTOS REYES TEPEJILLO	323,154.00	133,662.60	7,027.90	2,872.30
529 - SANTOS REYES YUCUNA	358,538.10	144,381.90	8,417.10	2,698.50
530 - SANTO TOMAS JALIEZA	631,148.10	269,347.50	19,419.60	8,383.50
531 - SANTO TOMAS MAZALTEPEC	402,906.30	145,372.80	11,988.30	5,295.30
532 - SANTO TOMAS OCOTEPEC	572,942.10	337,310.70	23,649.80	8,389.30
533 - SANTO TOMAS TAMAZULAPAN	473,664.60	221,347.80	12,018.10	5,128.80
534 - SAN VICENTE COATLAN	590,432.40	214,359.90	23,768.70	9,571.20
535 - SAN VICENTE LACHIXIO	592,118.40	165,726.60	17,418.30	8,001.90
536 - SAN VICENTE NUÑU	231,479.40	113,162.40	2,662.70	985.20
537 - SILACAYOAPAM	1,249,670.10	494,588.10	37,942.50	15,676.60
538 - SITIO DE XITLAPEHUA	291,453.60	154,115.10	3,999.60	1,456.10
539 - SOLEDAD ETLA	563,119.50	316,838.70	24,336.30	10,697.00
540 - VILLA DE TAMAZULAPAN DEL PROGRESO	1,072,996.50	531,716.70	34,819.80	18,592.30

**GOBIERNO DEL ESTADO DE OAXACA
SECRETARÍA DE FINANZAS**

Municipio	Fondo Municipal de Participaciones	Fondo de Fomento Municipal	Fondo de Compensación	Fondo Municipal Sobre el Impuesto a las Ventas Finales de Gasolina y Diesel
541 - TANETZE DE ZARAGOZA	358,377.60	176,747.40	9,379.50	3,411.30
542 - TANICHE	304,752.90	167,304.30	4,188.30	1,739.80
543 - TATALTEPEC DE VALDES	704,167.50	173,683.20	32,735.50	11,540.70
544 - TEOCOCUILCO DE MARCOS PEREZ	321,485.40	143,622.60	5,914.60	3,224.60
545 - TEOTITLAN DE FLORES MAGON	2,078,833.80	1,035,876.30	44,446.50	20,330.40
546 - TEOTITLAN DEL VALLE	750,125.70	314,538.60	31,227.10	12,025.40
547 - TEOTONGO	330,495.00	156,120.30	5,121.50	2,861.80
548 - TEPPEMEME VILLA DE MORELOS	543,598.50	250,347.30	9,907.30	3,465.20
549 - HEROICA VILLA TEZOATLAN DE SEGURA Y LUNA, CUNA DE LA INDE	1,793,176.20	804,623.10	65,296.20	25,626.60
550 - SAN JERONIMO TLACOCUHUAYA	1,013,274.30	241,655.10	26,413.70	15,876.50
551 - TLACOLULA DE MATAMOROS	3,841,255.50	1,682,782.50	97,770.20	109,420.90
552 - TLACOTEPEC PLUMAS	200,276.10	161,106.00	2,736.80	1,430.10
553 - TLALIXTAC DE CABRERA	1,955,876.10	660,033.30	47,015.50	37,444.20
554 - TOTONTEPEC VILLA DE MORELOS	889,183.20	349,839.30	32,190.00	12,755.50
555 - TRINIDAD ZAACHILA	445,479.00	229,585.50	14,791.90	5,781.60
556 - LA TRINIDAD VISTA HERMOSA	207,897.60	118,585.50	1,335.00	1,255.80
557 - UNION HIDALGO	2,201,676.60	1,158,972.90	67,751.70	30,493.30
558 - VALERIO TRUJANO	278,041.80	96,001.20	8,207.20	3,083.50
559 - SAN JUAN BAUTISTA VALLE NACIONAL	2,381,190.90	511,701.60	123,664.40	44,855.60
560 - VILLA DIAZ ORDAZ	950,218.50	401,769.00	34,693.10	16,125.50
561 - YAXE	994,205.40	522,369.60	15,047.40	7,420.40
562 - MAGDALENA YODOCONO DE PORFIRIO DIAZ	337,090.20	162,900.90	7,643.40	4,154.00
563 - YOGANA	328,722.00	135,734.40	8,154.90	2,613.90
564 - YUTANDUCHI DE GUERRERO	442,428.90	176,179.50	7,624.50	3,213.20
565 - VILLA DE ZAACHILA	4,880,622.30	2,036,428.80	177,740.60	98,130.00
566 - SAN MATEO YACUTINDO	556,944.30	168,765.60	18,508.60	6,275.00
567 - ZAPOTITLAN LAGUNAS	526,743.60	165,587.40	19,009.00	6,722.20
568 - ZAPOTITLAN PALMAS	305,884.20	178,490.40	8,686.20	3,452.80
569 - SANTA INES DE ZARAGOZA	391,305.60	172,201.80	9,687.30	3,800.90
570 - ZIMATLAN DE ALVAREZ	2,611,156.20	965,754.00	101,567.00	43,899.80



San Bartolo Coyotepec, Oaxaca, a 14 de abril del 2014.

Director de Ingresos



Lic. Rodrigo Yzquierdo Aguilar

Secretario de Finanzas

Dr. Enrique C. Arnaud Viñas

OFICINA DEL SECRETARIO